



Impact

Report



2018



From Farms to Families.

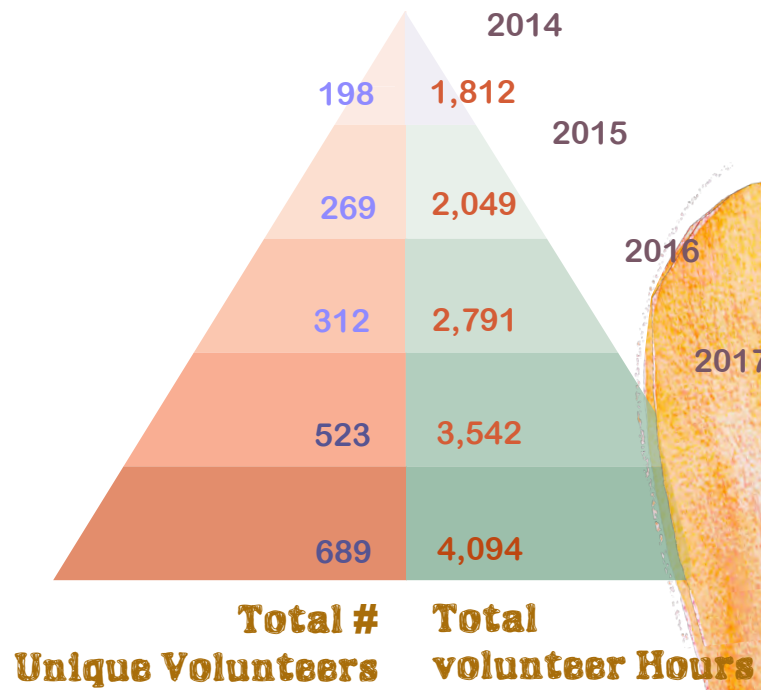


“Our clients shared how dehumanizing it is when free produce is ‘bottom of the barrel’, but the quality fresh food you harvest provides both nourishment and dignity.”

- Food Pantry Staff

Pure and simple.

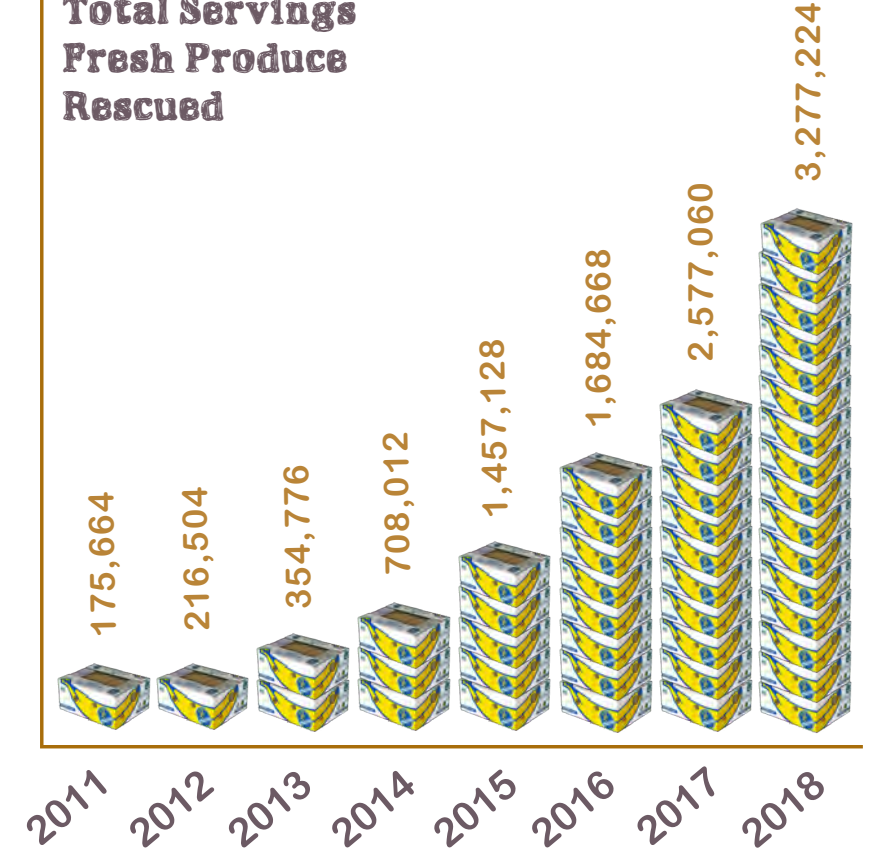
Volunteer Participation



Total Pounds Gleaned

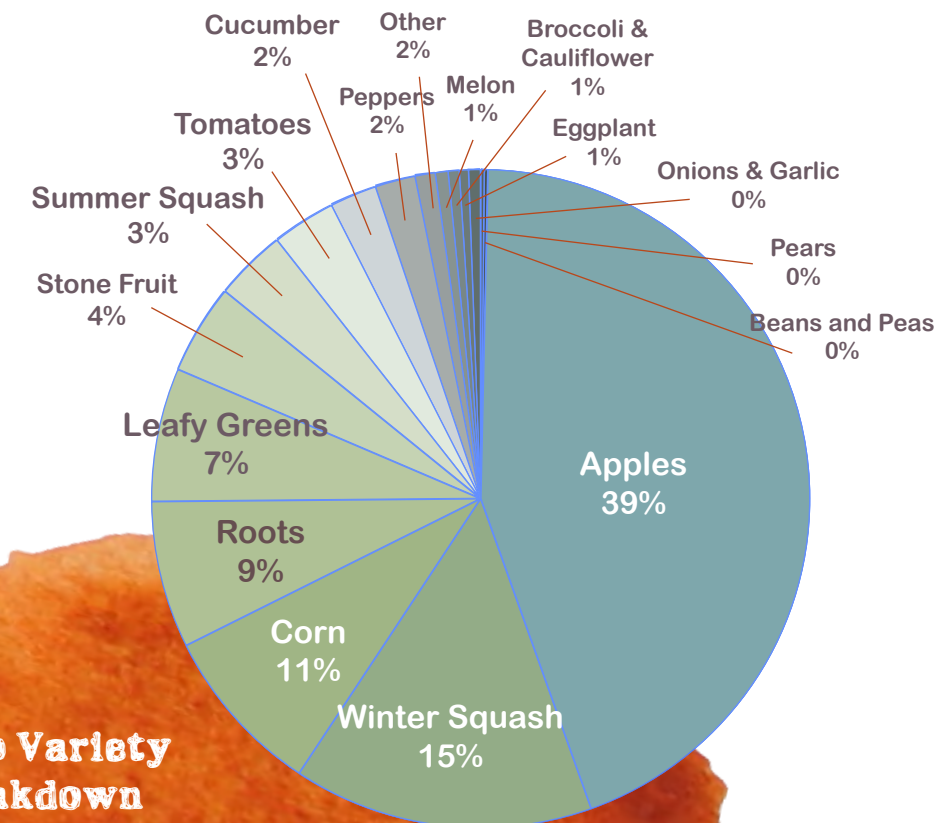


Total Servings Fresh Produce Rescued



We harvest surplus crops and get it to people who need it.

Crop Variety Breakdown



Fiscal Overview

Boston Area Gleaners, Inc. FY2019 Operating Income and Expenses

Income

Individual Donations (Inc. Events)	95,468
Foundation and Corporate Gifts	416,850
Earned Income	115,733
Donated Goods & Services	17,190
Other Income	47,814

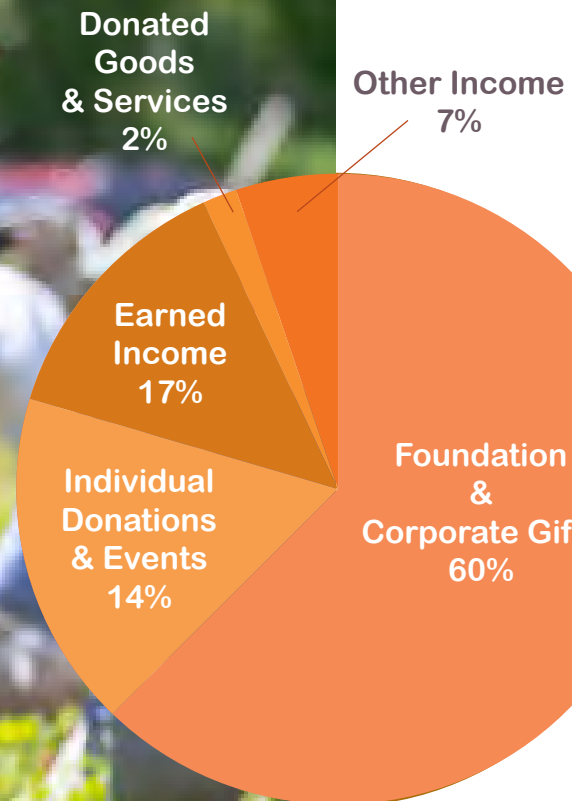
Total Income **\$ 693,055**

Operating Expenses

Compensation & Expenses	387,962
Equipment Purchase & Rental	36,031
Accounting & Legal	23,478
Contracted Services	24,790
Repairs and Maintenance	4,121
Depreciation	52,056
Fuel	11,988
Rent	34,262
Communications	10,730
Insurance(s)	11,782
Postage & Printing	8,330
Supplies	15,474
Training & Meeting Expenses	2,514
Marketing	785
Cost of Goods Sold	18,463
Bank & Admin Fees	3,173
Miscellaneous	3,258
Licenses, Fees, & Memberships	4,287

Total Expense **\$ 653,484**

Net Income **\$ 39,571**



**Operating
Income**



Recipient Agencies and Programs

Food Banks and Food Rescue Partners

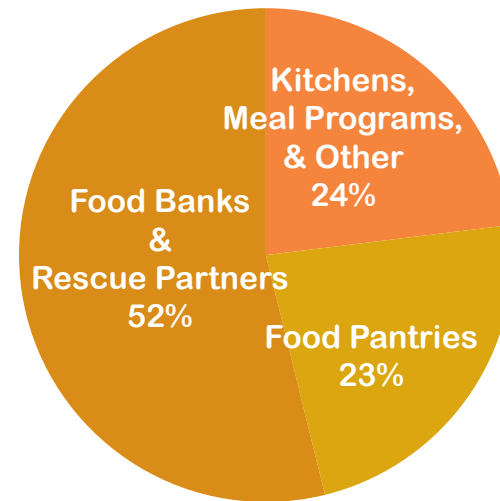
Fair Foods
 Food for Free
 Food Link
 Greater Boston Food Bank
 Lovin' Spoonfuls
 Merrimack Valley Food Bank
 New Hew Hampshire Food Bank
 Rhode Island Community Food Bank
 Worcester County Food Bank

Food Pantries

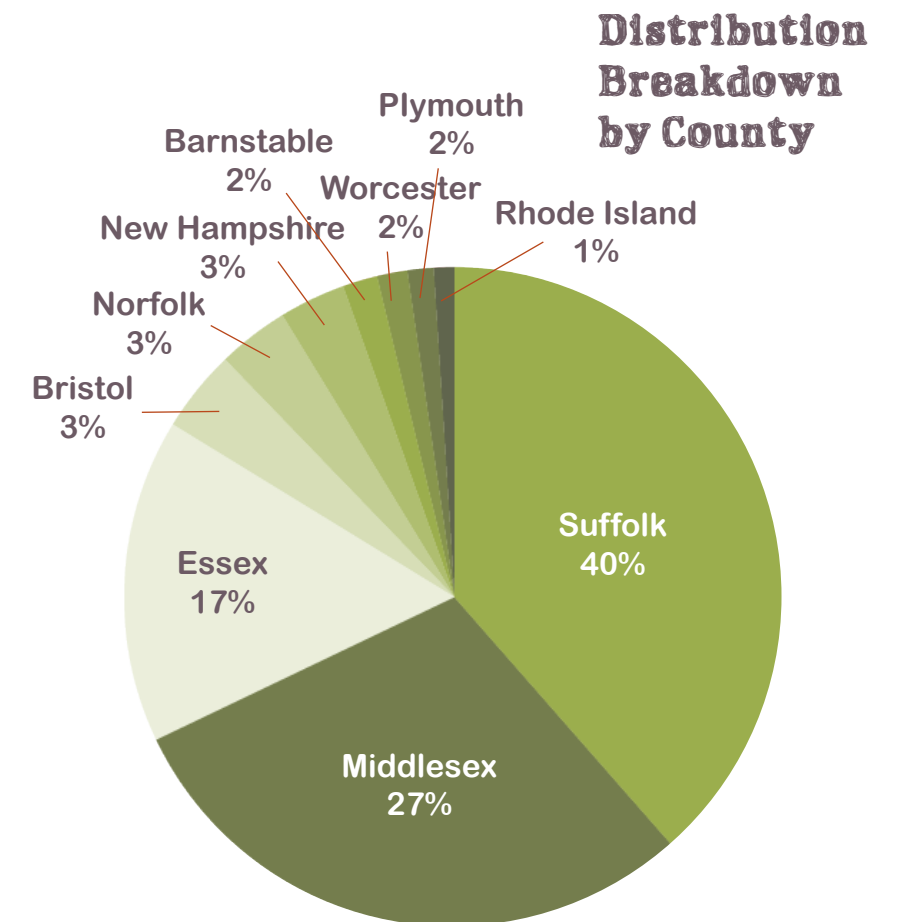
A Place to Turn
 Aging Well at Home JF & CS
 Arlington Food Pantry
 Belmont Food Pantry
 Beverly Bootstraps
 Bread of Life
 Burlington Food Pantry
 Canton Food Pantry
 Centre St. Food Pantry
 Colony Retirement Home
 Community Cupboard of Medford
 Family Table JF & CS
 Helping Hand Food Pantry
 Homeowner's Rehab Inc. Free Market in the Park
 Lazarus House
 Lexington Food Pantry
 Neighbors in Need
 Project SOUP
 Simon C. Fireman Community
 Watertown Food Pantry
 WFCF Outreach Market

Kitchens, Meal Programs, & Other

Applefield Farm
 Arlington EATS
 Bristol Lodge Soup Kitchen
 Centerboard
 Chesterbrook Community Foundation
 Children's Services of Roxbury
 Cider Mill
 Commonwealth Kitchen
 Community Servings
 Daily Table
 Daniel's Table
 Dorchester Food Co-Op
 Far From the Tree Cider
 Healthy Waltham
 MA WIC Offices
 Mei Mei
 Pine St. Inn
 Project Place
 Rosie's Place
 SMOC
 Three Squares New England
 Urban Farming Institute
 Waltham Fields Community Farm
 Westward Orchard



Distribution Breakdown to Agencies



Distribution Breakdown by County

Contributing Farms

Pounds

Applefield Farm	10,342.00
Appleton Farms	30,890.00
Autumn Hills Orchard	139,880.00
Barker's Farmstand	6,960.00
Barrett's Mill Farm	4,671.75
Brookdale Fruit Farm	61,611.25
Brooksby Farm	5,895.00
Brookwood Community Farm	135
Community Harvest Project - Orchard	55,200.00
Connemara House Farm	10,580.00
Cooks Valley Farm	595
Cucurbit Farm	41,770.00
Dancing Plover Farms	5,160.00
Dick's Market Garden	95,515.75
Farmer Dave's	7,060.00
Farmer Tim's Vegetables	1,352.00
First Light Farm	1,128.00
Foppema's Farm	6,000.00
Gaining Ground	9,161.50
Green City Growers	57
Greg Murphy Farm	141.25
Hollis Hills Farm	6,280.00
Hutchins Farm	660
Ivory Silo Farm	425
Kimball Fruit Farm	54,100.00
Land's Sake Farm	3,081.00
Lexington Community Farm	660
Lindentree Farm	375
Littleton Community Farm	268
Moose Hill Farm	46
Newton Community Farm	120
Pleasant Valley Gardens	9,660.00
Scimone's Farm	60
Second Nature Farm	2,000.00
Sholan Farms	51,840.00
Siena Farms	4,451.00
Silverwood Organic Farm	500
Small Farm	278
Stearns Farm CSA	705
The Blueberry Farm	68.75
The Food Project	42,281.50
The Neighborhood Farm	4,226.75
Upswing Farm	1,450.00
Verrill Farm	44,417.00
Waltham Fields Community Farm	492
Ward's Berry Farm	27,365.00
Westward Orchard	29,400.00

Grand Total

819,305.5

